


CLIENT:



PINNOCK REAL ESTATE HOLDINGS, INC.  
RIVERSIDE COUNTY TRAVEL ZONE, LLC  
COO & CO-OWNER

BRAND:




BR WEST COAST PRODUCTS, LLC

CONSULTANT:

**WESTERNSTATES**  
Engineering & Construction, Inc.

733 N. MAIN ST.  
ORANGE, CA 92686  
714/ 769-2000  
714/ 769-2002 Fax  
www.westernstates.com  
A "Design/ Build" Co.

NO.	DATE	REVISION DESCRIPTION
1	11-17-03	BUILDING SUBMITTAL
2	4-19-04	REVISION FOR PERMITS
3	6-01-04	REVISION FOR PERMITS
4	8-10-04	REVISION FOR PERMITS
5	9-27-04	REVISION FOR PERMITS



THESE PLANS AND SPECIFICATIONS ARE THE PROPERTY OF WESTERN STATES ENGINEERING & CONSTRUCTION, INC. AND ARE NOT TO BE REPRODUCED OR TRANSMITTED IN ANY FORM OR BY ANY MEANS, ELECTRONIC OR MECHANICAL, INCLUDING PHOTOCOPYING, RECORDING, OR BY ANY INFORMATION STORAGE AND RETRIEVAL SYSTEM, WITHOUT THE WRITTEN PERMISSION OF WESTERN STATES ENGINEERING & CONSTRUCTION, INC. ANY UNAUTHORIZED REPRODUCTION OR TRANSMISSION OF THESE PLANS AND SPECIFICATIONS IS STRICTLY PROHIBITED. THE USER OF THESE PLANS AND SPECIFICATIONS AGREES TO HOLD WESTERN STATES ENGINEERING & CONSTRUCTION, INC. HARMLESS FROM ANY AND ALL CLAIMS, DAMAGES, LOSSES AND EXPENSES, INCLUDING ATTORNEY'S FEES, THAT MAY BE ASSERTED AGAINST WESTERN STATES ENGINEERING & CONSTRUCTION, INC. BY ANY THIRD PARTY AS A RESULT OF THE USER'S USE OF THESE PLANS AND SPECIFICATIONS.

NEW BUILD (STICK)  
3600 SERIES AM/PM  
CENTER CASHIER  
TO GO DELI

SITE ADDRESS:

23261 CALALICO EXWY.  
@ MARILL AVENUE  
FERRIS, CALIFORNIA 92521

DESIGNED BY:	DATE:
CHECKED BY:	DATE:
DRAWN BY:	DATE:
VERSION:	PROJECT NO.:

DRAWING TITLE:  
BUILDING # 3  
CAR WASH  
WALL SECTIONS

SHEET NO.:

**DOFO**  
**A-3.3**

123'-0"  
TOP OF TOWER

120'-0"  
TOP OF PARAPET

FOAM

WRAP MEMBRANE UP PARAPET  
WALL AND TERMINATE UNDER  
METAL FLASHING

ROOFING SYSTEM SHALL BE (4) LAYERS  
FIBERGLASS REINFORCED BUILT-UP ROOF  
USING MINERAL COATED CAP SHEET &  
RESIN COATED SHEATHING, FIRE/ROOF  
RETARDANT CLASS "A". SEE CEILING/ROOF  
STRUCTURAL DWGS. FOR SHEATHING.

TRUSSES, REFER  
TO STRUCTURAL SHEETS  
FOR INFORMATION  
B.O. ROOF

LAY-IN ACoustICAL CEILING  
TILE, REFER TO REFLECTED  
CEILING PLAN FOR LAYOUT


CARWASH  
SUPPORT ROOM

6" BATT INSULATION

CONCRETE FLOOR SLAB OVER  
GRAVEL LEVELING BED, REFER  
TO FOUNDATION DETAILS

NOTE:  
REFER TO FOUNDATION PLAN AND  
DETAILS FOR ALL FOUNDATION  
INFORMATION

01 WALL SECTION AT REAR  
A3.3 SCALE: 3/4" = 1'-0"



ROOFING SYSTEM SHALL BE (4) LAYERS  
FIBERGLASS REINFORCED BUILT-UP ROOF  
USING MINERAL COATED CAP SHEET &  
RESIN COATED SHEATHING, FIRE/ROOF  
RETARDANT CLASS "A". SEE CEILING/ROOF  
STRUCTURAL DWGS. FOR SHEATHING.

13'-0"  
B.O. ROOF

19'-2"

CARWASH

6" BATT INSULATION

CONCRETE FLOOR SLAB OVER  
GRAVEL LEVELING BED, REFER  
TO FOUNDATION DETAILS

NOTE:  
REFER TO FOUNDATION PLAN AND  
DETAILS FOR ALL FOUNDATION  
INFORMATION

02 WALL SECTION  
A3.3 SCALE: 3/4" = 1'-0"

FOAM

ROOFING SYSTEM SHALL BE (4) LAYERS  
FIBERGLASS REINFORCED BUILT-UP ROOF  
USING MINERAL COATED CAP SHEET &  
RESIN COATED SHEATHING, FIRE/ROOF  
RETARDANT CLASS "A". SEE CEILING/ROOF  
STRUCTURAL DWGS. FOR SHEATHING.

13'-0"  
B.O. ROOF

LAY-IN ACoustICAL CEILING  
TILE, REFER TO REFLECTED  
CEILING PLAN FOR LAYOUT

5/8" Gypsum BOARD  
REFER TO FINISH  
ELEVATIONS FOR FINISH

FIRESTOP

EMPLOYEES  
ROOM

6" BATT INSULATION

CONCRETE FLOOR SLAB OVER  
GRAVEL LEVELING BED, REFER  
TO FOUNDATION DETAILS

NOTE:  
REFER TO FOUNDATION PLAN AND  
DETAILS FOR ALL FOUNDATION  
INFORMATION

03 WALL SECTION  
A3.3 SCALE: 3/4" = 1'-0"

FOAM

ROOFING SYSTEM SHALL BE (4) LAYERS  
FIBERGLASS REINFORCED BUILT-UP ROOF  
USING MINERAL COATED CAP SHEET &  
RESIN COATED SHEATHING, FIRE/ROOF  
RETARDANT CLASS "A". SEE CEILING/ROOF  
STRUCTURAL DWGS. FOR SHEATHING.

13'-0"  
B.O. ROOF

LAY-IN ACoustICAL CEILING  
TILE, REFER TO REFLECTED  
CEILING PLAN FOR LAYOUT

5/8" Gypsum BOARD  
REFER TO FINISH  
ELEVATIONS FOR FINISH

FIRESTOP

CARWASH

6" BATT INSULATION

CONCRETE FLOOR SLAB OVER  
GRAVEL LEVELING BED, REFER  
TO FOUNDATION DETAILS

NOTE:  
REFER TO FOUNDATION PLAN AND  
DETAILS FOR ALL FOUNDATION  
INFORMATION

04 WALL SECTION  
A3.3 SCALE: 3/4" = 1'-0"